

Lyxor DJ Global Titans 50 UCITS ETF - Dist

Ticker: MGT FP

1. FUND INFORMATION

Description

Investment objective

The Lyxor DJ Global Titans 50 UCITS ETF - Dist is a UCITS compliant exchange traded fund that aims to track the benchmark index Dow Jones Global Titans 50 EUR.

The Dow Jones Global Titans 50 EUR is a 50-stock index that reflects the market performance of the world's leading multinational companies. Stocks are selected from the Dow Jones Global Index SM, a broad market benchmark that covers 51 countries. Criteria for DJGT stock selection include float-adjusted market capitalization, sales/revenue and net income. The index is calculated in both U.S. dollars and Euros.

Risk Factors

It is important for potential investors to evaluate the risks described below and in the fund prospectus which can be found on www.lyxoretf.com

CAPITAL AT RISK: ETFs are tracking instruments: Their risk profile is similar to a direct investment in the Underlying Index. Investors' capital is fully at risk and investors may not get back the amount originally invested.

REPLICATION RISK: The fund objectives might not be reached due to unexpected events on the underlying markets which will impact the index calculation and the efficient fund replication.

COUNTERPARTY RISK: Investors are exposed to risks resulting from the use of an OTC Swap with Societe Generale. In-line with UCITS guidelines, the exposure to Societe Generale cannot exceed 10% of the total fund assets. Physically replicated ETFs may have counterparty risk resulting from the use of a Securities Lending Programme.

UNDERLYING RISK: The Underlying Index of a Lyxor ETF may be complex and volatile. When investing in commodities, the Underlying Index is calculated with reference to commodity futures contracts exposing the investor to a liquidity risk linked to costs such as cost of carry and transportation. ETFs exposed to Emerging Markets carry a greater risk of potential loss than investment in Developed Markets as they are exposed to a wide range of unpredictable Emerging Market risks.

CURRENCY RISK: ETFs may be exposed to currency risk if the ETF is denominated in a currency different to that of the Underlying Index they are tracking. This means that exchange rate fluctuations could have a negative or positive effect on returns.

LIQUIDITY RISK: Liquidity is provided by registered market-makers on the respective stock exchange where the ETF is listed, including Societe Generale. On-exchange liquidity may be limited as a result of a suspension in the underlying market represented by the Underlying Index tracked by the ETF; a failure in the systems of one of the relevant stock exchanges, Societe Generale or other market-maker systems; or an abnormal trading situation or event.

Ticker	MGT FP
Fund Type	SICAV
UCITS compliant	Yes
ISIN	FR0007075494
Replication method	Indirect (Swap Based)
Full ownership of fund assets	Yes
Share Class Currency	EUR
Inception Date	17/09/2002
Nav per share at inception (EUR)	20.6
Total Expense Ratio p.a	0.40%
Currency risk	Yes
NAV per Share (EUR)	60.12
Share AUM (M EUR)	123.50
Total Fund Assets (M EUR)	123.50
Umbrella (M EUR)	24,399.79
Minimum Investment (Share)	1
Income treatment	Distribution
Last Amount (EUR)	0.36
Date if distribution	July & December

Trading Information

Place	Opening Hours (GMT)	Currency	Ticker Bloomberg	RIC Reuters
NYSE Euronext Paris*	08:00 / 16:30	EUR	MGT FP	MGT.PA
Borsa Italiana (Milano)	08:00 / 16:30	EUR	MGT IM	MGT.MI
Wiener Borse	07:55 / 16:35	EUR	MGT AV	FR0007075495.VI
LSE	08:00 / 16:30	GBP	MGTL LN	MGTL.L
LSE	08:00 / 16:30	USD	MGTU LN	MGTU.L

* First Listing Place of this share class

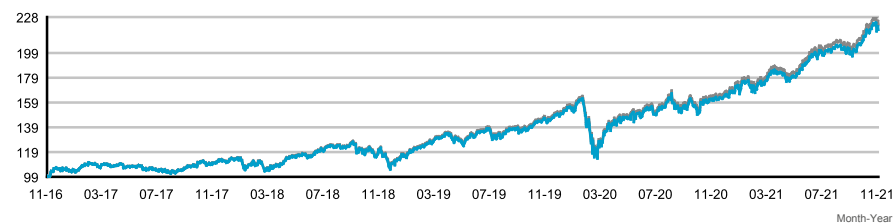
Full name	Dow Jones Global Titans 50 EUR
Exposure	Global
Asset Class	Equity
Index type	Net Total Return
Currency	EUR
Index Reuters RIC	.DJGTET
Index Bloomberg ticker	DJGTET
Further information	www.djindexes.com

Source: Bloomberg, Lyxor AM, to 30th November 2021

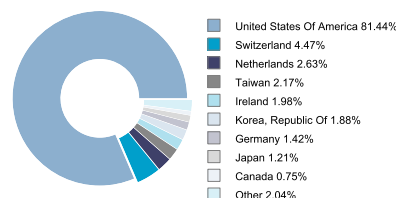
2. Index information

Base 100 performance

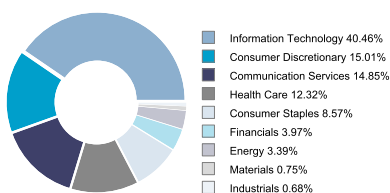
Source: Bloomberg, Lyxor AM, to 30th November 2021



Index Geographical Allocation



Index Sector Allocation



3. ETF Performances

	1 Month	3 Months	6 Months	3 Years	5 Years
Lyxor DJ Global Titans 50 UCITS ETF - Dist	2.57%	6.17%	21.10%	80.06%	117.70%
Benchmark	2.61%	6.29%	21.38%	82.44%	122.06%
Tracking Difference	-0.04%	-0.12%	-0.28%	-2.38%	-4.36%

	YTD	2020	2019	2018	2017
Lyxor DJ Global Titans 50 UCITS ETF - Dist	31.45%	11.95%	33.87%	0.10%	6.31%
Benchmark	32.00%	12.43%	34.43%	0.52%	6.60%
Tracking Difference	-0.56%	-0.48%	-0.56%	-0.42%	-0.29%
Tracking Error	-	0.03%	0.01%	0.02%	0.01%

	30/11/2021	30/11/2020	29/11/2019	30/11/2018	30/11/2017
Lyxor DJ Global Titans 50 UCITS ETF - Dist	35.46%	10.59%	20.20%	10.19%	9.72%
Benchmark	36.09%	11.06%	20.71%	10.62%	10.03%
Tracking Difference	-0.63%	-0.48%	-0.51%	-0.43%	-0.31%

Source: Bloomberg, Lyxor AM, to 30th November 2021

THE FIGURES RELATING TO [PAST PERFORMANCES / SIMULATED PAST PERFORMANCES / PAST PERFORMANCES AND SIMULATED PAST PERFORMANCES] REFER OR RELATE TO PAST PERIODS AND ARE NOT A RELIABLE INDICATOR OF FUTURE RESULTS. THIS ALSO APPLIES TO HISTORICAL MARKET DATA.

Top ten constituents

Microsoft Corp	8.71%
Apple Inc	8.42%
Amazon.Com Inc	7.86%
Tesla Inc	4.96%
Nvidia Corp	4.35%
Facebook Inc-Class A	4.13%
Alphabet Inc-CI A	4.02%
Alphabet Inc-CI C	3.77%
Jpmorgan Chase & Co	2.54%
Johnson & Johnson	2.19%

Performances related to distributing ETF are calculated reinvesting dividends into the ETF performance
 Performance gap represents the performance differences between the ETF and the Index
 The Tracking Error represents the annualised volatility of the performance differences between the ETF and the benchmark
 Changes of benchmark may occur. To compare the track of the ETF with its benchmark, we will use the below indexes:

	From	To
DOW JONES GLOBAL TITANS 50	27/08/2002	28/06/2013
Dow Jones Global Titans 50 EUR	28/06/2013	

Performance gap = Simulated perf - [(1+Index perf)/(1+Interest rate perf)-1]

	Since inception		
	1Y	3Y	5Y
Sharpe ratio	0.40		
Fund volatility	13.04%	20.99%	18.25%
Benchmark volatility	13.03%	20.97%	18.22%
Sharpe ratio	2.67	1.03	0.92

IMPORTANT INFORMATION FOR INVESTORS

Parties entering into transactions (such as a derivative or financing transaction) or investing in financial instruments that use an index or a variable interest rate (benchmark) are exposed to the risk that:

- (1) such benchmark may be subject to methodological or other changes which could affect the value of the relevant transaction; or
- (2) (i) may become not compliant with applicable laws and regulations (such as the European Benchmark Regulation), (ii) may cease to be published (possible cessation of LIBOR publication or planned cessation of EONIA both after December 2021), or (iii) the supervisor or administrator of any such benchmark may make a statement that the relevant benchmark is no longer representative, and as a consequence the relevant benchmark may be replaced by another benchmark which may have an adverse and material impact on the economics of the relevant transactions.

You should conduct your own independent investigation and analysis of the potential consequences of any relevant risks such as those mentioned above, particularly in light of the ongoing industry initiatives related to the development of alternative reference rates and the update of the relevant market standard documentation.

INVESTOR'S NOTICE

**The Total Expense Ratio (TER) covers all costs incurred by the Management Company to manage the underlying assets. It comprises a Management Fee and Structural Costs described as follows. The Management Fee represents the compensation for the Management Company services. The Structural Costs represent the custodian fee, the administrative fee, the audit fee and all other operating costs that will be paid by the Management Company to operate the funds.

This document is of a commercial nature and not of a regulatory nature.

It is each investor's responsibility to ascertain that it is authorised to subscribe, or invest into this product.

Prior to investing in the product, investors should seek independent financial, tax, accounting and legal advice.

Lyxor DJ Global Titans 50 UCITS ETF is an investment company with Variable Capital (SICAV) incorporated under French Law, and approved by the Autorité des marchés financiers (AMF) in accordance with provisions of the Directive 2009/65/EC (the "2009 Directive"). **Societe Generale and Lyxor International Asset Management S.A.S., recommend that investors read carefully the "risk factors" section of the product's prospectus and the "Risk and reward" section of the Key Investor Information Document (KIID).** The prospectus in French and the KIID in French are available free of charge on www.lyxoretf.com or upon request to client-services-etf@lyxor.com.

Units of a specific UCITS ETF managed by an asset manager and purchased on the secondary market cannot usually be sold directly back to the asset manager itself. Investors must buy and sell units on a secondary market with the assistance of an intermediary (e.g. a stockbroker) and may incur fees for doing so. In addition, investors may pay more than the current net asset value when buying units and may receive less than the current net asset value when selling them.

Updated composition of the product's investment portfolio is available on www.lyxoretf.com. In addition, the indicative net asset value is published on the Reuters and Bloomberg pages of the product, and might also be mentioned on the websites of the stock exchanges where the product is listed.

There is no guarantee that the fund's objective will be met. The fund may not always be able to replicate exactly the performance of the index (or indices).

This product includes a risk of capital loss. The redemption value of this product may be less than the amount initially invested. In a worst case scenario, investors could sustain the loss of their entire investment.

The index referred to herein (the "Index") is not sponsored, approved or sold by Société Générale, Lyxor AM. Société Générale, Lyxor AM shall not assume any responsibility in this respect.

The accuracy, completeness or relevance of the information which has been drawn from external sources is not guaranteed although it is drawn from sources reasonably believed to be reliable.

Subject to any applicable law, Société Générale, Lyxor AM shall not assume any liability in this respect.

The market information displayed in this document is based on data at a given moment and may change from time to time.

THIS DOCUMENT DOES NOT CONSTITUTE AN OFFER FOR SALE OF SECURITIES IN THE UNITED STATES OF AMERICA. THE PRODUCT HEREIN DESCRIBED WILL NOT BE REGISTERED UNDER THE U.S. SECURITIES ACT OF 1933, AS AMENDED (THE "U.S. SECURITIES ACT") AND MAY NOT BE OFFERED OR SOLD IN THE UNITED STATES OF AMERICA WITHOUT BEING REGISTERED OR BEING EXEMPTED FROM REGISTRATION UNDER THE U.S. SECURITIES ACT.

This factsheet is issued by Lyxor Asset Management (Lyxor AM), société anonyme à directoire et conseil de surveillance having its registered office at 17 cours Valmy, 92800 Puteaux (France), 418 862 215 RCS Nanterre, authorized and regulated by the Autorité des marchés financiers (AMF). Lyxor AM is represented in the UK by Lyxor Asset Management UK LLP, which is authorized and regulated by Financial Conduct Authority in the UK.

This document is issued by the London Branch of Societe Generale. Societe Generale is a French credit institution (bank) authorised and supervised by the Autorite de Contrôle Prudentiel (the French Prudential Control Authority)* and subject to limited regulation by the Financial Conduct Authority and Prudential Regulation Authority. Details about the extent of our authorisation and regulation by the Prudential Regulation Authority, and regulation by the Financial Conduct Authority are available from us on request.